


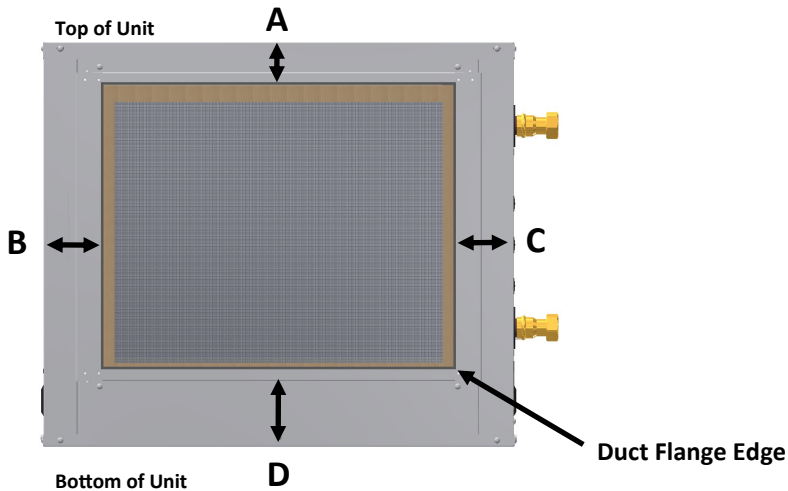
Technical Data

DIMENSIONAL INFORMATION 1 & 2 TON UNITS



Technical Data

DUCT FLANGE INFORMATION 1 & 2 TON UNITS

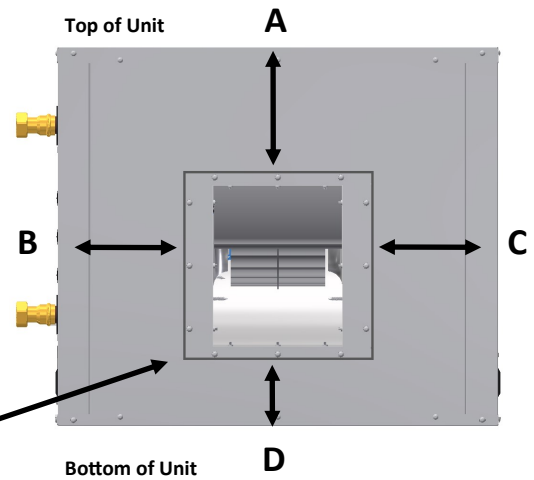


Return Side Distance

- A - 2.478"
- B - 3.524"
- C - 3.524"
- D - 4.664"

Return Side Flange Dimension

17" Tall x 21" Wide
1" Lip on Flange



Supply Side Distance

- A - 7.925"
- B - 8.024"
- C - 8.024"
- D - 4.199"

Supply Side Flange Dimension

12" Tall x 12" Wide
1" Lip on Flange

NOTE: Measurements are Listed in Inches

NOTE: Distances Listed are Edge of Air Handler to Duct Flange